



February 26 - 28, 2010 Phillip Island, Australia  
**SUPPORT CLASS RESULTS**  
**LINFOX AUSTRALIAN SUPERSTOCK 600**

**Race 1**

Date: 26/02/10  
 Event: R01  
 Weather: Fine & sunny - Temp: 29.8C  
 Track: Dry - Temp: 52.0C

Started at: 17:58:19  
 Laps: 8  
 Starters: 28  
 Printed at: 18:18

**PROVISIONAL RESULTS**


Pos	No	Gr	Name	Machine	Laps	Race Time	Behind	Fastest Lap	On Lap
1	4	C	Aaron MORRIS (NSW)	Yamaha YZF-R6	8	13:34.534		1:40.351	4
2	20	C	Matthew WALTERS (NSW)	Kawasaki ZX6R	8	13:43.472	8.938	1:40.599	2
3	29	C	Jesse AUSTIN (NSW)	Yamaha YZF-R6	8	13:52.568	18.034	1:42.688	4
4	21	C	Nicholas WATERS (VIC)	Suzuki GSXR	8	13:58.365	23.831	1:43.437	8
5	46	C	Michael JONES (QLD)	Yamaha YZF-R6	8	13:58.368	23.834	1:43.503	7
6	28	C	Carew DICKINSON (NSW) / Col's Motorcycles	Yamaha YZF-R6	8	14:07.027	32.493	1:43.691	8
7	43	C	Bryce VAN HOOFF (VIC) / Mornington Kawasaki	Kawasaki ZX6R	8	14:08.212	33.678	1:44.313	7
8	56	C	Mark WILKINSON (VIC)	Kawasaki ZX6R	8	14:10.832	36.298	1:44.653	6
9	37	C	Ross GURD (VIC)	Suzuki GSXR	8	14:19.418	44.884	1:45.346	5
10	68	C	Amy O'MARA (NSW) / Yamaha Racing Team	Yamaha YZF-R6	8	14:20.905	46.371	1:44.909	8
11	34	C	James MUTTON (QLD) / Brisbane Motorcycles	Honda CBR RR	8	14:23.305	48.771	1:46.163	7
12	22	C	Nathan HOUTERMAN (QLD)	Yamaha YZF-R6	8	14:32.591	58.057	1:47.502	8
13	75	D	Colin LEWIS (NSW)	Suzuki GSXR	8	14:42.278	1:07.744	1:47.611	3
14	76	D	Adam WHITTAKER (QLD)	Honda CBR RR	8	14:42.441	1:07.907	1:48.387	7
15	15	D	Adam HENNESSY (NSW)	Yamaha YZF-R6	8	14:44.123	1:09.589	1:48.445	6
16	12	C	Dean SCHMIDT (VIC)	Suzuki GSXR	8	14:47.161	1:12.627	1:49.407	6
17	71	C	Scott GAPPS (NSW)	Suzuki GSXR	8	14:52.301	1:17.767	1:48.892	7
18	16	D	Asher DAVIS (NSW)	Yamaha YZF-R6	8	14:54.309	1:19.775	1:48.394	7
19	41	C	Sebastian MONTAGU (WA)	Yamaha YZF-R6	8	14:57.630	1:23.096	1:49.921	6
20	40	D	Jake RALPH (QLD)	Yamaha YZF-R6	8	15:13.935	1:39.401	1:51.340	5
21	52	C	Ryan YANKO (QLD)	Honda CBR RR	8	15:37.869	2:03.335	1:51.163	4
22	77	C	Terry BURNS (NSW)	Yamaha YZF-R6	7	13:35.799	1 Lap	1:45.495	7
23	13	C	Paul CASTLING (WA)	Honda CBR RR	7	13:53.135	1 Lap	1:56.589	5
DNF	26	C	Aaron DOWNIE (NSW)	Kawasaki ZX6R	5	8:57.479	3 Laps	1:45.516	5
DNF	27	C	Daniel FIELD (NT)	Yamaha YZF-R6	4	8:27.468	4 Laps	1:51.765	2
DNF	24	D	Matt TOOLEY (NSW)	Kawasaki ZX6R	1	1:58.447	7 Laps	1:55.118	1
DNF	31	D	James BECK (NSW) / Evermil Pty Ltd	Yamaha YZF-R6	0		8 Laps		
DNF	67	D	Alexander PICKETT (NSW)	Triumph Daytona	0		8 Laps		

Fastest Lap was 1:40.351 by Aaron MORRIS (NSW)

Current race record for STK600 class - 1:40.156 by Patrick MEDCALF (NSW) on a Yamaha R6 600 set on 16/11/08

The results are provisional until the end of the time limit for protests and appeals.

  
 Chief Time Keeper - Scott Laing

  
 Clerk of Course - Peter Smith

Computime Race Timing Systems Pty Ltd © 1996-2008  
 Licensed to Computime Race Timing Systems

[www.computime.com.au](http://www.computime.com.au)

**COMPUTIME RACE TIMING SYSTEMS PTY LTD**

9 Timber Lane, Glen Waverley, Vic 3150. Ph : 0418 17 13 17

E-mail : [scott@computime.com.au](mailto:scott@computime.com.au)





February 26 - 28, 2010 Phillip Island, Australia  
**SUPPORT CLASS RESULTS**  
**LINFOX AUSTRALIAN SUPERSTOCK 600**

**Race 1**

Date: 26/02/10  
 Event: R01  
 Weather: Fine & sunny - Temp: 29.8C  
 Track: Dry - Temp: 52.0C

Started at: 17:58:19  
 Laps: 8  
 Starters: 28  
 Printed at: 18:18

**PROVISIONAL LAP TIMES**

No	Name	Lap 1	Lap 2	Lap 3	Lap 4	Lap 5	Lap 6	Lap 7	Lap 8
4	Aaron MORRIS (NSW)	1:45.886	1:41.285	1:40.677	<b>1:40.351</b>	1:41.103	1:41.845	1:41.967	1:40.737
12	Dean SCHMIDT (VIC)	1:54.634	1:50.733	1:49.462	1:49.968	1:49.438	<b>1:49.407</b>	1:49.679	1:50.047
13	Paul CASTLING (WA)	2:01.581	1:58.587	1:57.670	1:57.136	<b>1:56.589</b>	1:59.657	1:57.125	
15	Adam HENNESSY (NSW)	1:56.351	1:50.479	1:49.090	1:48.971	1:48.681	<b>1:48.445</b>	1:48.744	1:49.340
16	Asher DAVIS (NSW)	2:00.069	1:49.856	1:51.233	1:51.036	1:50.252	1:48.570	<b>1:48.394</b>	1:50.965
20	Matthew WALTERS (NSW)	1:46.289	<b>1:40.599</b>	1:40.987	1:41.534	1:42.446	1:42.905	1:43.660	1:43.744
21	Nicholas WATERS (VIC)	1:48.243	1:43.703	1:44.220	1:44.540	1:43.885	1:44.045	1:44.006	<b>1:43.437</b>
22	Nathan HOUTERMAN (QLD)	1:51.310	1:49.161	1:47.903	1:48.595	1:48.218	1:48.589	1:47.896	<b>1:47.502</b>
24	Matt TOOLEY (NSW)	<b>1:55.118</b>							
26	Aaron DOWNIE (NSW)	1:49.408	1:46.180	1:46.828	1:46.498	<b>1:45.516</b>			
27	Daniel FIELD (NT)	1:57.217	<b>1:51.765</b>	1:52.464	2:42.160				
28	Carew DICKINSON (NSW)	1:47.117	1:49.904	1:45.868	1:45.551	1:44.423	1:44.125	1:44.473	<b>1:43.691</b>
29	Jesse AUSTIN (NSW)	1:47.223	1:43.220	1:43.158	<b>1:42.688</b>	1:43.258	1:43.680	1:43.488	1:44.074
34	James MUTTON (QLD)	1:51.631	1:48.981	1:46.865	1:46.477	1:46.711	1:46.519	<b>1:46.163</b>	1:46.660
37	Ross GURD (VIC)	1:51.059	1:45.520	1:45.969	1:45.674	<b>1:45.346</b>	1:48.395	1:47.090	1:47.276
40	Jake RALPH (QLD)	1:56.906	1:51.511	1:51.600	1:51.833	<b>1:51.340</b>	1:55.147	1:54.935	1:55.603
41	Sebastian MONTAGU (WA)	1:55.890	1:52.500	1:52.104	1:50.913	1:51.296	<b>1:49.921</b>	1:50.038	1:50.673
43	Bryce VAN HOOFF (VIC)	1:50.160	1:46.050	1:45.955	1:45.748	1:44.453	1:44.325	<b>1:44.313</b>	1:44.460
46	Michael JONES (QLD)	1:48.105	1:44.542	1:44.345	1:43.881	1:44.067	1:43.834	<b>1:43.503</b>	1:43.915
52	Ryan YANKO (QLD)	2:16.617	1:53.526	1:52.212	<b>1:51.163</b>	1:51.548	1:51.843	1:51.974	2:04.349
56	Mark WILKINSON (VIC)	1:49.773	1:46.164	1:45.760	1:45.719	1:45.372	<b>1:44.653</b>	1:44.931	1:45.720
68	Amy O'MARA (NSW)	1:52.255	1:48.961	1:47.768	1:45.841	1:46.390	1:46.566	1:45.364	<b>1:44.909</b>
71	Scott GAPPS (NSW)	1:56.958	1:51.759	1:51.981	1:50.037	1:49.554	1:49.425	<b>1:48.892</b>	1:49.484
75	Colin LEWIS (NSW)	1:57.539	1:49.639	<b>1:47.611</b>	1:47.665	1:48.829	1:49.169	1:48.818	1:49.188
76	Adam WHITTAKER (QLD)	1:54.485	1:50.335	1:49.552	1:49.294	1:49.042	1:48.790	<b>1:48.387</b>	1:48.754
77	Terry BURNS (NSW)	1:49.415	2:48.980	1:50.905	1:47.566	1:46.042	1:45.911	<b>1:45.495</b>	

The results are provisional until the end of the time limit for protests and appeals.

*Scott Laing*  
 Chief Time Keeper - Scott Laing

*Peter Smith*  
 Clerk of Course - Peter Smith

Computime Race Timing Systems Pty Ltd © 1996-2008  
 Licensed to Computime Race Timing Systems

[www.computime.com.au](http://www.computime.com.au)

**COMPUTIME RACE TIMING SYSTEMS PTY LTD**

9 Timber Lane, Glen Waverley, Vic 3150. Ph : 0418 17 13 17

E-mail : [scott@computime.com.au](mailto:scott@computime.com.au)





February 26 - 28, 2010 Phillip Island, Australia  
**SUPPORT CLASS RESULTS**  
**LINFOX AUSTRALIAN SUPERSTOCK 600**

**Race 1**

Date: 26/02/10  
 Event: R01  
 Weather: Fine & sunny - Temp: 29.8C  
 Track: Dry - Temp: 52.0C


Started at: 17:58:19  
 Laps: 8  
 Starters: 28  
 Printed at: 18:18

**PROVISIONAL FASTEST LAPS SEQUENCE**

Lap	Race Pos	No	Name	Machine	Fastest Lap	On Lap
1	1	4	Aaron MORRIS (NSW)	Yamaha YZF-R6	1:45.886	1
2	1	4	Aaron MORRIS (NSW)	Yamaha YZF-R6	1:41.285	2
2	2	20	Matthew WALTERS (NSW)	Kawasaki ZX6R	1:40.599	2
4	1	4	Aaron MORRIS (NSW)	Yamaha YZF-R6	1:40.351	4

The results are provisional until the end of the time limit for protests and appeals.

  
 Chief Time Keeper - Scott Laing

  
 Clerk of Course - Peter Smith

Computime Race Timing Systems Pty Ltd © 1996-2008  
 Licensed to Computime Race Timing Systems

[www.computime.com.au](http://www.computime.com.au)

**COMPUTIME RACE TIMING SYSTEMS PTY LTD**

9 Timber Lane, Glen Waverley, Vic 3150. Ph : 0418 17 13 17

E-mail : [scott@computime.com.au](mailto:scott@computime.com.au)





February 26 - 28, 2010 Phillip Island, Australia  
**SUPPORT CLASS RESULTS**  
**LINFOX AUSTRALIAN SUPERSTOCK 600**

**Race 1**

Date: 26/02/10  
 Event: R01  
 Weather: Fine & sunny - Temp: 29.8C  
 Track: Dry - Temp: 52.0C

Started at: 17:58:19  
 Laps: 8  
 Starters: 28  
 Printed at: 18:18

**PROVISIONAL LAP CHART**

Grid	1	2	3	4	5	6	7	8
4	4	4	4	4	4	4	4	4
20	20	20	20	20	20	20	20	20
93	28	29	29	29	29	29	29	29
77	29	21	21	21	21	21	46	21
29	46	46	46	46	46	46	21	46
28	21	26	56	56	28	28	28	28
46	77	56	28	28	43	43	43	43
21	26	28	43	43	56	56	56	56
31	56	43	26	37	37	37	37	37
68	43	37	37	26	26	34	68	68
56	37	22	34	34	34	68	34	34
43	22	34	22	68	68	22	22	22
37	34	68	68	22	22	75	75	75
26	68	76	76	75	75	76	76	76
24	76	12	75	76	76	15	15	15
34	12	15	12	12	15	12	12	12
75	24	75	15	15	12	71	71	71
22	41	41	41	71	71	16	16	16
67	15	27	71	41	16	41	41	41
12	27	71	40	16	41	40	40	40
15	71	40	16	40	40	52	52	52
16	75	16	27	52	52	77	77	
76	40	13	13	13	13	13	13	
27	16	52	52	77	77			
71	13	77	77	27				
41	52							
52								
40								
13								

The results are provisional until the end of the time limit for protests and appeals.

*Scott Laing*  
 Chief Time Keeper - Scott Laing

*Peter Smith*  
 Clerk of Course - Peter Smith

Computime Race Timing Systems Pty Ltd © 1996-2008  
 Licensed to Computime Race Timing Systems

[www.computime.com.au](http://www.computime.com.au)

**COMPUTIME RACE TIMING SYSTEMS PTY LTD**

9 Timber Lane, Glen Waverley, Vic 3150. Ph : 0418 17 13 17

E-mail : [scott@computime.com.au](mailto:scott@computime.com.au)





February 26 - 28, 2010 Phillip Island, Australia  
**SUPPORT CLASS RESULTS**  
**LINFOX AUSTRALIAN SUPERSTOCK 600**

**Race 1**

Date: **26/02/10**  
 Event: **R01**  
 Weather: **Fine & sunny - Temp: 29.8C**  
 Track: **Dry - Temp: 52.0C**

Started at: **17:58:19**  
 Laps: **8**  
 Starters: **28**  
 Printed at: **18:18**

**PROVISIONAL SPLIT TIMES**

Lap	Split 1	Split 2	Split 3	Lap Time	Lap	Split 1	Split 2	Split 3	Lap Time
<b>4 Aaron MORRIS (NSW) (1st)</b>					<b>34 James MUTTON (QLD) (11th)</b>				
1	37.632	39.994	28.260	1:45.886	1	38.756	43.109	29.766	1:51.631
2	32.941	39.929	28.415	1:41.285	2	35.494	43.424	30.063	1:48.981
3	32.660	39.855	<b>28.162</b>	1:40.677	3	34.556	42.738	29.571	1:46.865
4	<b>32.520</b>	<b>39.637</b>	28.194	<b>1:40.351</b>	4	34.675	42.542	29.260	1:46.477
5	32.802	39.960	28.341	1:41.103	5	34.543	42.533	29.635	1:46.711
6	32.986	40.329	28.530	1:41.845	6	34.586	42.559	29.374	1:46.519
7	32.884	40.567	28.516	1:41.967	7	34.834	42.263	<b>29.066</b>	<b>1:46.163</b>
8	32.697	39.810	28.230	1:40.737	8	<b>34.460</b>	<b>42.202</b>	29.998	1:46.660
<b>12 Dean SCHMIDT (VIC) (16th)</b>					<b>37 Ross GURD (VIC) (9th)</b>				
1	40.734	43.432	30.468	1:54.634	1	39.252	42.471	29.336	1:51.059
2	36.525	44.050	30.158	1:50.733	2	<b>33.937</b>	42.477	29.106	1:45.520
3	36.098	<b>43.131</b>	30.233	1:49.462	3	34.182	42.671	29.116	1:45.969
4	36.549	43.226	30.193	1:49.968	4	34.067	42.588	29.019	1:45.674
5	<b>35.885</b>	43.617	<b>29.936</b>	1:49.438	5	34.192	<b>42.182</b>	<b>28.972</b>	<b>1:45.346</b>
6	36.082	43.297	30.028	<b>1:49.407</b>	6	34.489	44.637	29.269	1:48.395
7	36.102	43.332	30.245	1:49.679	7	34.306	43.067	29.717	1:47.090
8	36.093	43.448	30.506	1:50.047	8	34.590	43.065	29.621	1:47.276
<b>13 Paul CASTLING (WA) (23th)</b>					<b>40 Jake RALPH (QLD) (20th)</b>				
1	41.809	47.290	32.482	2:01.581	1	40.793	45.397	30.716	1:56.906
2	38.324	48.121	32.142	1:58.587	2	36.251	44.670	<b>30.590</b>	1:51.511
3	38.295	47.263	<b>32.112</b>	1:57.670	3	36.114	44.362	31.124	1:51.600
4	<b>37.808</b>	46.836	32.492	1:57.136	4	<b>36.112</b>	44.332	31.389	1:51.833
5	38.040	46.412	32.137	<b>1:56.589</b>	5	36.403	<b>44.326</b>	30.611	<b>1:51.340</b>
6	38.881	48.069	32.707	1:59.657	6	37.380	46.306	31.461	1:55.147
7	38.409	<b>46.330</b>	32.386	1:57.125	7	37.604	45.952	31.379	1:54.935
<b>15 Adam HENNESSY (NSW) (15th)</b>					<b>41 Sebastian MONTAGU (WA) (19th)</b>				
1	40.685	44.842	30.824	1:56.351	1	39.595	45.066	31.229	1:55.890
2	36.169	44.309	30.001	1:50.479	2	36.550	45.168	30.782	1:52.500
3	35.782	43.377	29.931	1:49.090	3	36.157	44.601	31.346	1:52.104
4	35.554	43.497	29.920	1:48.971	4	36.081	43.992	30.840	1:50.913
5	35.647	43.123	<b>29.911</b>	1:48.681	5	36.085	44.451	30.760	1:51.296
6	<b>34.923</b>	43.554	29.968	<b>1:48.445</b>	6	<b>35.793</b>	<b>43.532</b>	30.596	<b>1:49.921</b>
7	35.153	43.145	30.446	1:48.744	7	35.857	43.683	<b>30.498</b>	1:50.038
8	35.000	<b>42.961</b>	31.379	1:49.340	8	35.914	43.953	30.806	1:50.673
<b>16 Asher DAVIS (NSW) (18th)</b>					<b>43 Bryce VAN HOOFF (VIC) (7th)</b>				
1	39.779	50.116	30.174	2:00.069	1	38.421	42.391	29.348	1:50.160
2	35.576	44.087	30.193	1:49.856	2	34.708	42.262	29.080	1:46.050
3	36.000	44.405	30.828	1:51.233	3	34.961	42.138	<b>28.855</b>	1:45.955
4	36.429	44.013	30.594	1:51.036					

*Scott Laing*  
 Chief Time Keeper - Scott Laing

*Peter Smith*  
 Clerk of Course - Peter Smith

Computime Race Timing Systems Pty Ltd © 1996-2008  
 Licensed to Computime Race Timing Systems

[www.computime.com.au](http://www.computime.com.au)

**COMPUTIME RACE TIMING SYSTEMS PTY LTD**

9 Timber Lane, Glen Waverley, Vic 3150. Ph : 0418 17 13 17

E-mail : [scott@computime.com.au](mailto:scott@computime.com.au)





February 26 - 28, 2010 Phillip Island, Australia  
**SUPPORT CLASS RESULTS**  
**LINFOX AUSTRALIAN SUPERSTOCK 600**

**Race 1**

Date: **26/02/10**  
 Event: **R01**  
 Weather: **Fine & sunny - Temp: 29.8C**  
 Track: **Dry - Temp: 52.0C**

Started at: **17:58:19**  
 Laps: **8**  
 Starters: **28**  
 Printed at: **18:18**

**PROVISIONAL SPLIT TIMES**

Lap	Split 1	Split 2	Split 3	Lap Time	Lap	Split 1	Split 2	Split 3	Lap Time
5	35.756	44.393	30.103	1:50.252	4	34.412	42.272	29.064	1:45.748
6	35.547	43.214	<b>29.809</b>	1:48.570	5	34.220	<b>41.072</b>	29.161	1:44.453
7	<b>35.156</b>	<b>43.027</b>	30.211	<b>1:48.394</b>	6	34.120	41.246	28.959	1:44.325
8	35.441	45.024	30.500	1:50.965	7	34.143	41.310	28.860	<b>1:44.313</b>
					8	<b>34.022</b>	41.249	29.189	1:44.460
<b>20 Matthew WALTERS (NSW) (2nd)</b>					<b>46 Michael JONES (QLD) (5th)</b>				
1	37.957	40.110	28.222	1:46.289	1	37.646	41.485	28.974	1:48.105
2	<b>32.708</b>	<b>39.792</b>	<b>28.099</b>	<b>1:40.599</b>	2	33.994	41.607	28.941	1:44.542
3	32.887	39.968	28.132	1:40.987	3	33.743	41.778	28.824	1:44.345
4	32.761	40.152	28.621	1:41.534	4	33.766	41.471	28.644	1:43.881
5	33.280	40.817	28.349	1:42.446	5	33.552	41.726	28.789	1:44.067
6	33.339	41.039	28.527	1:42.905	6	33.733	41.492	<b>28.609</b>	1:43.834
7	33.601	41.426	28.633	1:43.660	7	<b>33.524</b>	<b>41.240</b>	28.739	<b>1:43.503</b>
8	33.883	41.209	28.652	1:43.744	8	33.737	41.432	28.746	1:43.915
<b>21 Nicholas WATERS (VIC) (4th)</b>					<b>52 Ryan YANKO (QLD) (21th)</b>				
1	37.741	41.460	29.042	1:48.243	1	59.696	45.894	31.027	2:16.617
2	33.865	40.968	<b>28.870</b>	1:43.703	2	37.032	45.805	30.689	1:53.526
3	33.844	41.328	29.048	1:44.220	3	36.712	44.698	30.802	1:52.212
4	33.803	41.811	28.926	1:44.540	4	<b>35.780</b>	44.746	30.637	<b>1:51.163</b>
5	33.831	41.012	29.042	1:43.885	5	36.522	<b>44.304</b>	30.722	1:51.548
6	33.862	41.159	29.024	1:44.045	6	36.096	45.145	<b>30.602</b>	1:51.843
7	33.804	41.294	28.908	1:44.006	7	35.910	45.157	30.907	1:51.974
8	<b>33.478</b>	<b>40.947</b>	29.012	<b>1:43.437</b>	8	39.628	49.065	35.656	2:04.349
<b>22 Nathan HOUTERMAN (QLD) (12th)</b>					<b>56 Mark WILKINSON (VIC) (8th)</b>				
1	38.404	42.917	29.989	1:51.310	1	37.754	42.237	29.782	1:49.773
2	35.592	43.489	30.080	1:49.161	2	34.542	42.380	29.242	1:46.164
3	35.444	42.567	29.892	1:47.903	3	34.415	42.170	29.175	1:45.760
4	36.179	42.615	29.801	1:48.595	4	34.633	42.005	29.081	1:45.719
5	<b>35.215</b>	42.932	30.071	1:48.218	5	34.501	41.845	<b>29.026</b>	1:45.372
6	35.361	43.344	29.884	1:48.589	6	34.044	<b>41.420</b>	29.189	<b>1:44.653</b>
7	35.288	42.672	29.936	1:47.896	7	<b>33.937</b>	41.866	29.128	1:44.931
8	35.237	<b>42.493</b>	<b>29.772</b>	<b>1:47.502</b>	8	34.287	42.093	29.340	1:45.720
<b>24 Matt TOOLEY (NSW) (26th)</b>					<b>68 Amy O'MARA (NSW) (10th)</b>				
1	<b>40.884</b>	<b>43.899</b>	<b>30.335</b>	<b>1:55.118</b>	1	40.606	42.462	29.187	1:52.255
<b>26 Aaron DOWNIE (NSW) (24th)</b>					2	35.517	43.511	29.933	1:48.961
1	37.945	<b>41.821</b>	29.642	1:49.408	3	35.383	42.683	29.702	1:47.768
2	34.745	42.002	29.433	1:46.180	4	34.448	42.119	29.274	1:45.841
3	34.710	42.651	29.467	1:46.828	5	34.667	42.291	29.432	1:46.390
4	34.487	42.739	29.272	1:46.498	6	34.709	42.628	29.229	1:46.566
5	<b>34.426</b>	41.912	<b>29.178</b>	<b>1:45.516</b>	7	34.828	41.659	<b>28.723</b>	1:45.364

Chief Time Keeper - Scott Laing

Clerk of Course - Peter Smith

Computime Race Timing Systems Pty Ltd © 1996-2008  
 Licensed to Computime Race Timing Systems


[www.computime.com.au](http://www.computime.com.au)

**COMPUTIME RACE TIMING SYSTEMS PTY LTD**

9 Timber Lane, Glen Waverley, Vic 3150. Ph : 0418 17 13 17

E-mail : [scott@computime.com.au](mailto:scott@computime.com.au)





February 26 - 28, 2010 Phillip Island, Australia  
**SUPPORT CLASS RESULTS**  
**LINFOX AUSTRALIAN SUPERSTOCK 600**

**Race 1**

Date: **26/02/10**  
 Event: **R01**  
 Weather: **Fine & sunny - Temp: 29.8C**  
 Track: **Dry - Temp: 52.0C**

Started at: **17:58:19**  
 Laps: **8**  
 Starters: **28**  
 Printed at: **18:18**

**PROVISIONAL SPLIT TIMES**

Lap	Split 1	Split 2	Split 3	Lap Time	Lap	Split 1	Split 2	Split 3	Lap Time
					8	<u>34.312</u>	<u>41.597</u>	29.000	<u>1:44.909</u>
<b>27 Daniel FIELD (NT) (25th)</b>					<b>71 Scott GAPPS (NSW) (17th)</b>				
1	39.486	46.793	30.938	1:57.217	1	40.818	45.507	30.633	1:56.958
2	<u>35.980</u>	45.015	<u>30.770</u>	<u>1:51.765</u>	2	36.384	44.890	30.485	1:51.759
3	36.133	<u>44.553</u>	31.778	1:52.464	3	36.309	44.572	31.100	1:51.981
4	39.810	54.379	1:07.971	2:42.160	4	36.090	43.799	30.148	1:50.037
					5	35.484	44.007	30.063	1:49.554
<b>28 Carew DICKINSON (NSW) (6th)</b>					6	<u>35.438</u>	44.032	<u>29.955</u>	1:49.425
1	37.481	<u>40.868</u>	<u>28.768</u>	1:47.117	7	35.542	<u>43.367</u>	29.983	<u>1:48.892</u>
2	33.834	47.298	28.772	1:49.904	8	35.563	43.850	30.071	1:49.484
3	34.573	42.277	29.018	1:45.868					
4	34.417	42.114	29.020	1:45.551	<b>75 Colin LEWIS (NSW) (13th)</b>				
5	33.956	41.365	29.102	1:44.423	1	39.989	47.356	30.194	1:57.539
6	33.897	41.375	28.853	1:44.125	2	35.764	44.101	29.774	1:49.639
7	34.072	41.504	28.897	1:44.473	3	<u>34.930</u>	<u>42.500</u>	30.181	<u>1:47.611</u>
8	<u>33.722</u>	41.045	28.924	<u>1:43.691</u>	4	35.198	42.819	<u>29.648</u>	1:47.665
					5	35.543	43.417	29.869	1:48.829
<b>29 Jesse AUSTIN (NSW) (3rd)</b>					6	35.369	43.939	29.861	1:49.169
1	37.828	40.880	28.515	1:47.223	7	35.490	43.169	30.159	1:48.818
2	<u>33.608</u>	40.904	28.708	1:43.220	8	35.685	42.933	30.570	1:49.188
3	33.697	40.997	28.464	1:43.158					
4	33.614	<u>40.652</u>	<u>28.422</u>	<u>1:42.688</u>	<b>76 Adam WHITTAKER (QLD) (14th)</b>				
5	33.844	40.823	28.591	1:43.258	1	39.142	44.787	30.556	1:54.485
6	33.830	41.106	28.744	1:43.680	2	36.264	43.796	30.275	1:50.335
7	33.960	40.927	28.601	1:43.488	3	36.011	43.189	30.352	1:49.552
8	33.973	40.926	29.175	1:44.074	4	35.631	42.785	30.878	1:49.294
					5	35.892	42.962	30.188	1:49.042
					6	35.531	43.221	<u>30.038</u>	1:48.790
					7	35.678	42.544	30.165	<u>1:48.387</u>
					8	<u>35.440</u>	<u>42.510</u>	30.804	1:48.754
					<b>77 Terry BURNS (NSW) (22th)</b>				
					1	38.837	41.846	<u>28.732</u>	1:49.415
					2	<u>33.977</u>	1:43.131	31.872	2:48.980
					3	37.674	43.495	29.736	1:50.905
					4	35.728	42.412	29.426	1:47.566
					5	35.174	<u>41.810</u>	29.058	1:46.042
					6	34.427	42.375	29.109	1:45.911
					7	34.535	42.062	28.898	<u>1:45.495</u>

The results are provisional until the end of the time limit for protests and appeals.

Chief Time Keeper - Scott Laing

Clerk of Course - Peter Smith



Computime Race Timing Systems Pty Ltd © 1996-2008  
 Licensed to Computime Race Timing Systems

**www.computime.com.au**  
**COMPUTIME RACE TIMING SYSTEMS PTY LTD**  
 9 Timber Lane, Glen Waverley, Vic 3150. Ph : 0418 17 13 17  
 E-mail : scott@computime.com.au

